

EXIT DASHBOARD

Voluntary Term			Retirement Only					Involuntary Term				Total Exits		
116			90					18				224		
Month	Nov-23	Dec-23	Jan-24	Feb-24	Mar-24	Apr-24	May-24	Jun-24	Jul-24	Aug-24	Sep-24	Oct-24	12 Month Totals	Avg Head count
Head Count	2143	2142.5	2137	2130.5	2131.5	2134.5	2129.5	2126	2130	2146.5	2156	2160.5	2139	
Exits	7	17	28	11	12	17	18	24	52	19	9	10	224	Exits

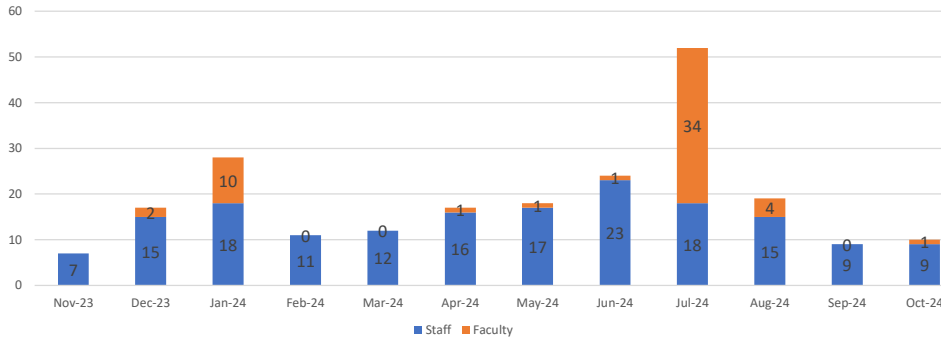
Target Goal: 90%

CUPA FT Avg. - 86%



Retention: 89.5%

12 Month Rolling Turnover



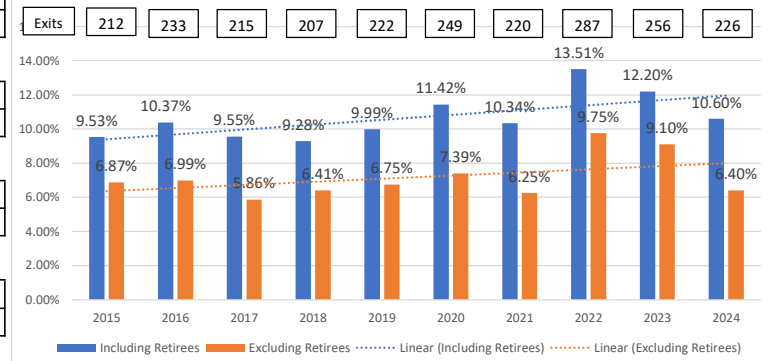
Annual Turnover
10.5%

Without Retirees
6.3%

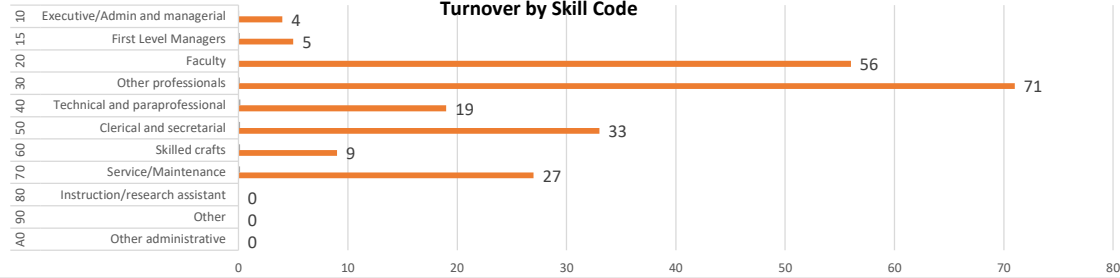
Retirees Only
4.2%

Est. Cost (\$6,500pp)
\$1,456,000.00

10-Year Annual Fall Turnover (Oct - Sept)

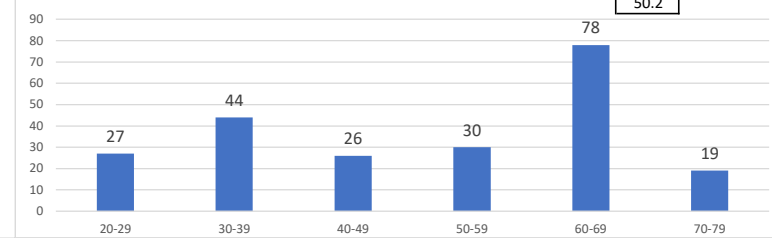


Turnover by Skill Code

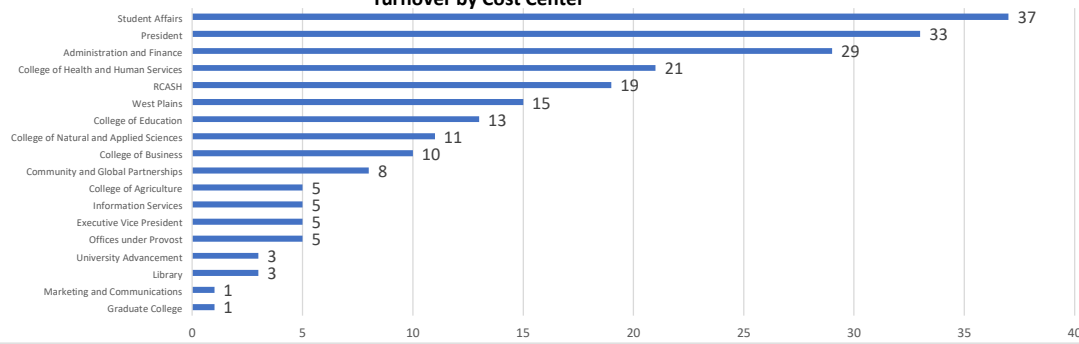


Turnover by Age

Average Age
50.2



Turnover by Cost Center



Resignation Reason and Average Years of Service

*This chart does not include involuntary terms or retiree data

